



ASSEMBLY INSTRUCTIONS

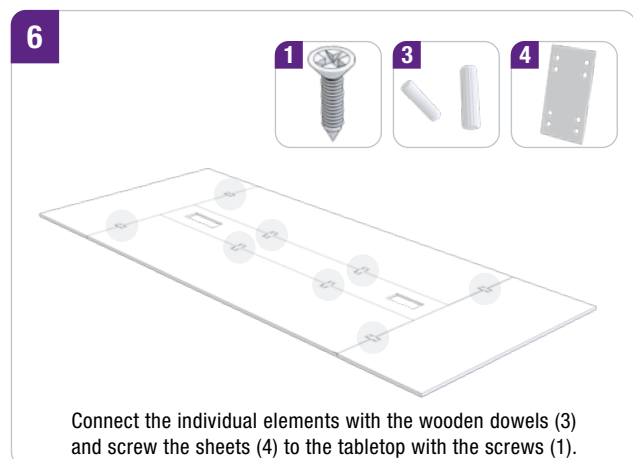
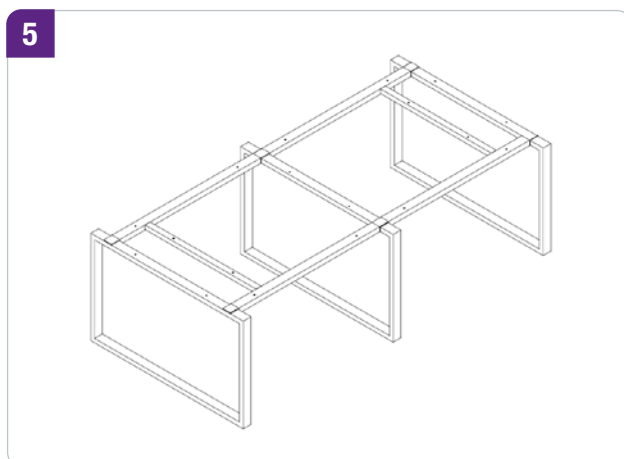
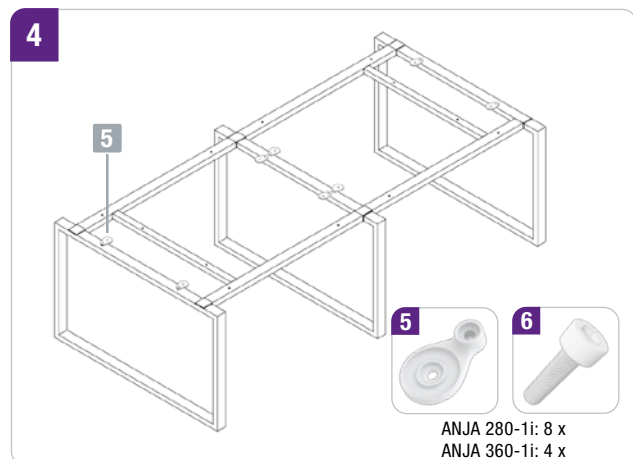
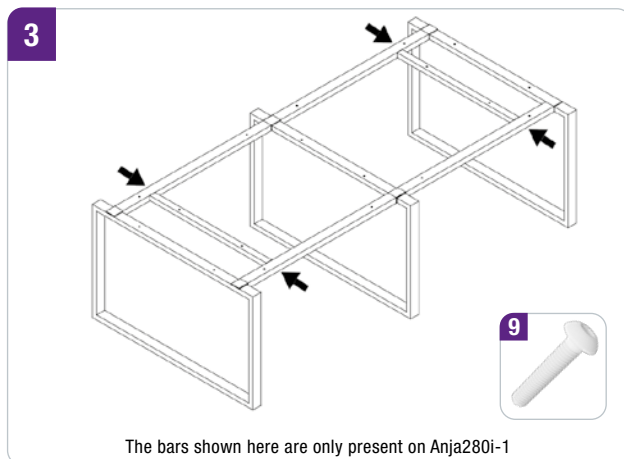
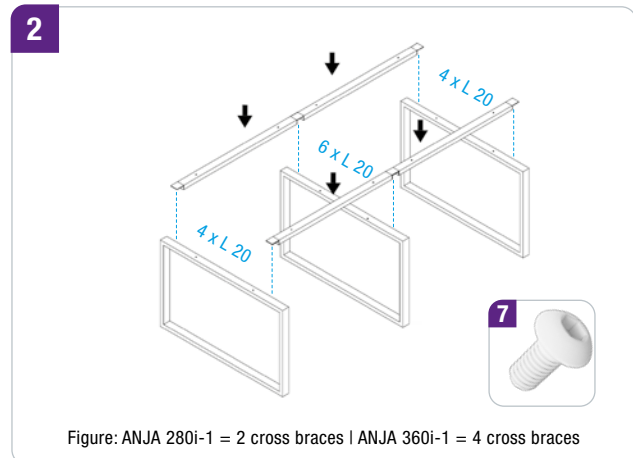
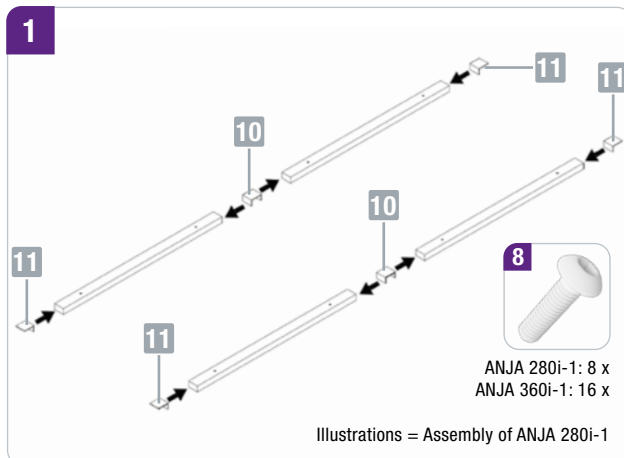
Conference table
ANJA 280i-1 / 360i-1

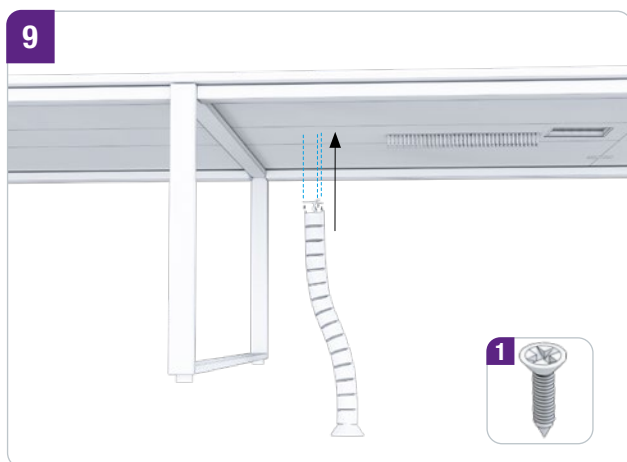
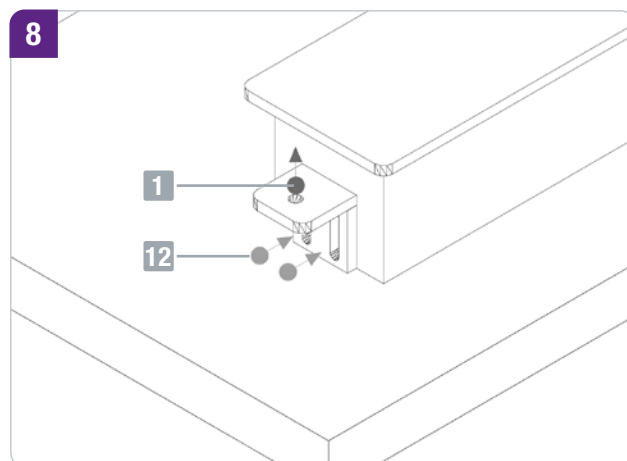
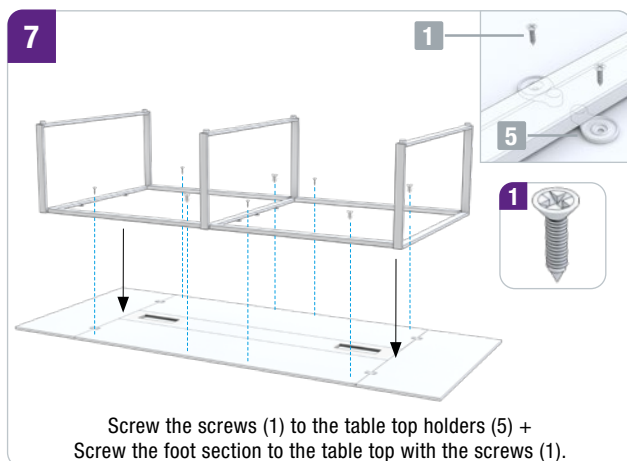


Please read this manual before using the product and follow the instructions it contains!

No.	Accessories single parts		Anja 280i-1	Anja 360i-1
1	Phillips-head screw 16 mm		64 x	64 x
2	Phillips-head screw 20 mm		64 x	64 x
3	Wood dowels		16 x	16 x
4	Plate		8 x	8 x
5	Table top holder		8 x	4 x
6	Allen screw for table top holder		8 x	4 x
7	Inbus screw L20		28 x	56 x
8	Inbus screw L40		8 x	16 x
9	Inbus screw L60		4 x	
10	Connecting piece center		2 x	4 x
11	Connecting piece side		4 x	8 x
12	Mounting screw inuction plate		4 x	4 x
13	Cable guide		2 x	2 x

MONTAGE





SERVICE & CONTACT

Contact our product experts and find help and solutions for your product. Here you will find all contact information listed by country and language: www.topregal.co.uk/en/service

Responsible for the content:
TOPREGAL GmbH
Industriestrasse 3
70794 Filderstadt
GERMANY
www.topregal.com

UKCA Declaration of Conformity

The manufacturer

TOPREGAL UK Ltd.
Carlton Drive Crumlin
Gwent NP11 4EA

hereby declares that the following product

Product name:
Conference table

Type:
ANJA280i-1
ANJA360i-1

Serial number:
ANJA280i-1 -1000000000 - ANJA280i-1-9999999999
ANJA360i-1 -1000000000 - ANJA360i-1-9999999999

that the equipment is in conformity with the following relevant UK legislations and applied standards:

2014/35/EC Low Voltage Directive

EN 60884-1

Name and adress of the person who is authorized, compile the technical documentation:

TOPREGAL UK Ltd.
Carlton Drive Crumlin
Gwent NP11 4EA



Place: Crumlin UK
Date: 01.02.2021

Juergen Effner
Chief Executive Officer

TOPREGAL