



ASSEMBLY INSTRUCTIONS

Floor stop parking bollard



Please read this manual before using the product and follow the instructions it contains!

GENERAL

Parts list

3

MAINTENANCE

Assembly

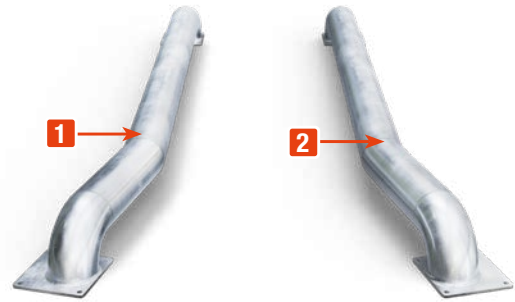

3

Service & Contact

4

PARTS LIST

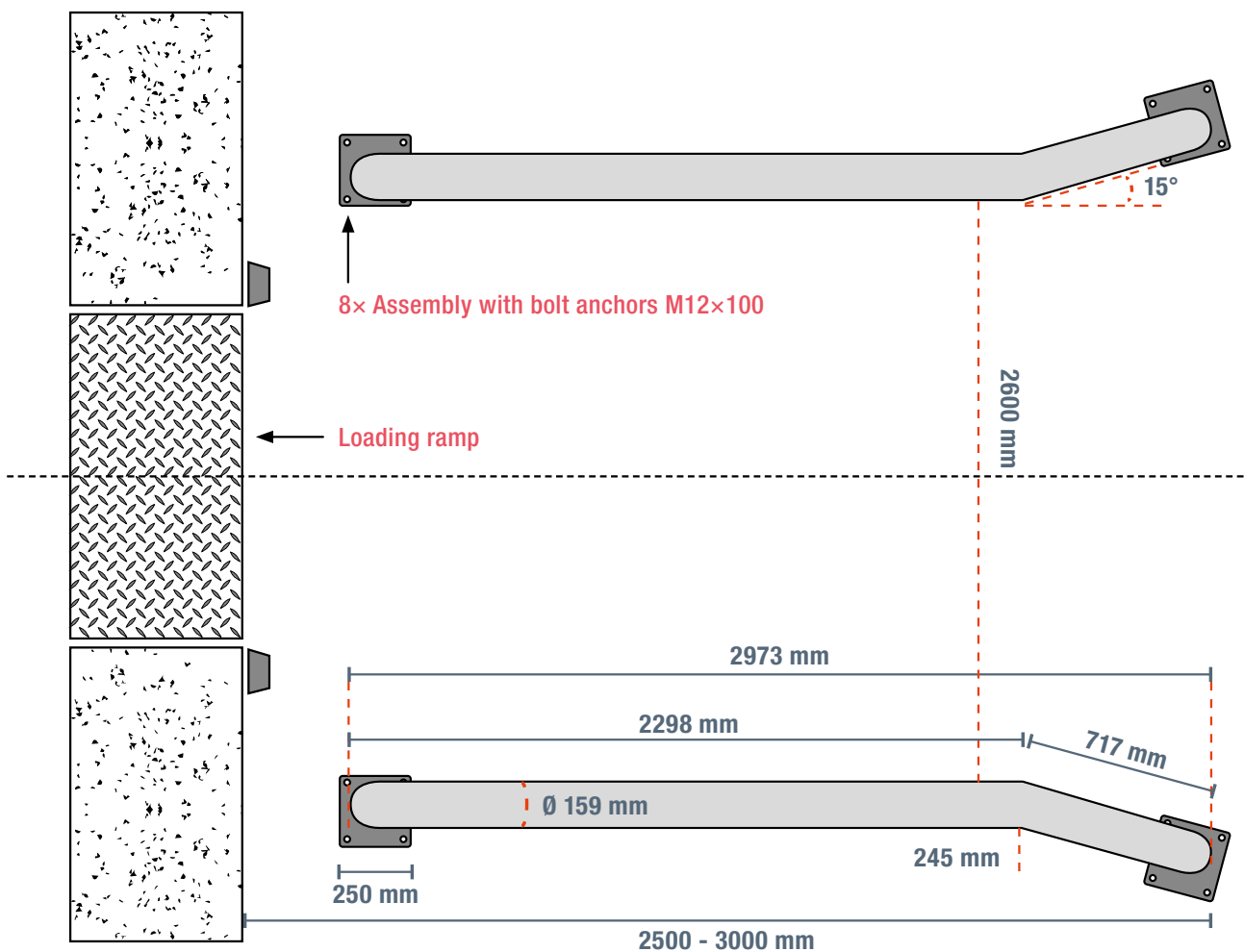
No.	Description
1	1 x Drive-in aid bar left
2	1 x Drive-in aid bar right
3	16 x Bolt anchor M12 x 100 galvanised



ASSEMBLY

To prevent damage to buildings and vehicles, two steel beams guide trucks and large vehicles safely and purposefully to the center of the loading ramp. The head sections of the beams each tilt 15 degrees, which provides a larger ramp area when approaching and maneuvering the vehicle. The beams are 2,972 mm long, 243 mm high, have a diameter of 159 mm and a material thickness of 4 mm. They are anchored to the ground with 8 bolt anchors each.

FINAL VIEW



TOPREGAL

SERVICE & CONTACT

Contact our product experts and find help and solutions for your product. Here you will find all contact information listed by country and language:
www.topregal.co.uk/en/service

Responsible for the content:
TOPREGAL GmbH
Industriestrasse 3
70794 Filderstadt
GERMANY
www.topregal.com