

OPERATING INSTRUCTIONS

Expandable roller conveyor

FRB-P5, FRB-S5, FRB-PK7, FRB-SK7



Please read this manual before using the product and follow the instructions it contains!

GENERAL

Foreword	3
Safety instructions	3
Technical data	3
Assembly	4
Operating instructions	7
Service & Contact	7
UKCA Declaration of Conformity	8

FOREWORD

Congratulations on the purchase of your new expandable roller conveyor. The easy-to-use roller conveyor has been manufactured from high-quality materials, especially for durable and reliable use. For your own safety and correct operation, be sure to read and follow these operating instructions before commissioning.

Keep these operating instructions. Check the roller conveyor for transport damage. Damaged expandable roller conveyors must not be put into use. Improper handling may result in injury or damage to the roller conveyor.

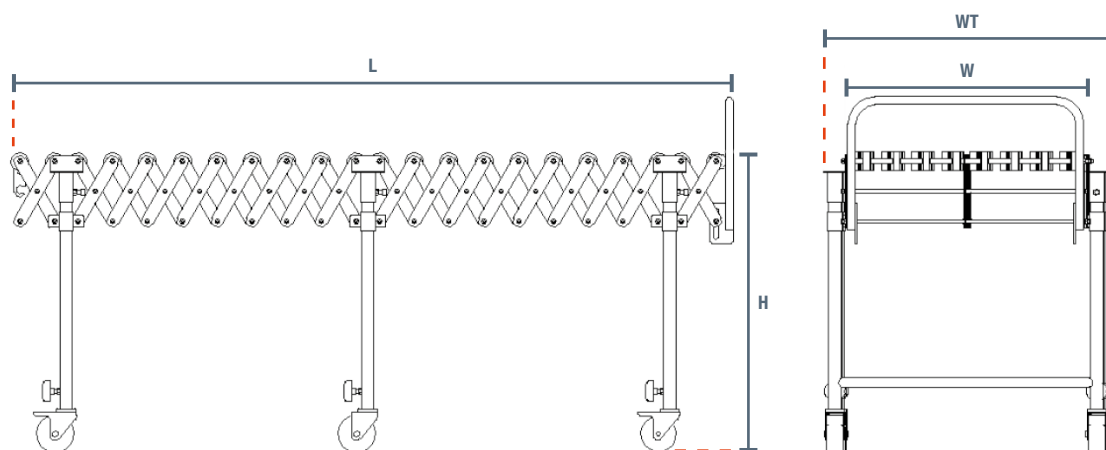
The manufacturer is not liable for damage resulting from improper use of the roller conveyor or disregard of the specifications and rules of conduct in this operating manual. The operator / user must ensure correct use by trained and authorised personnel.

SAFETY INSTRUCTIONS

- Please read this manual carefully before use.
- Before use, make sure that all brakes, handles and knobs are properly fastened and tightened.
- Please clean the roller conveyor regularly to prolong its service life.
- Take care of your fingers during use. There is a risk of crushing.
- Please do not place any goods on the roller conveyor that exceed the maximum load.
- Always wear gloves.
- The material to be conveyed should always rest on at least 3 rollers. If it is too narrow, proper conveying cannot be guaranteed and the material can get caught / jammed.

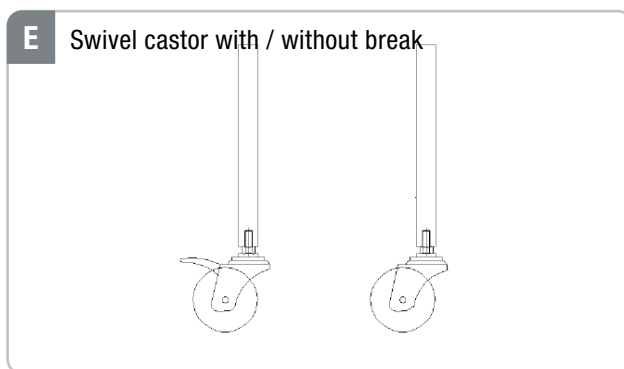
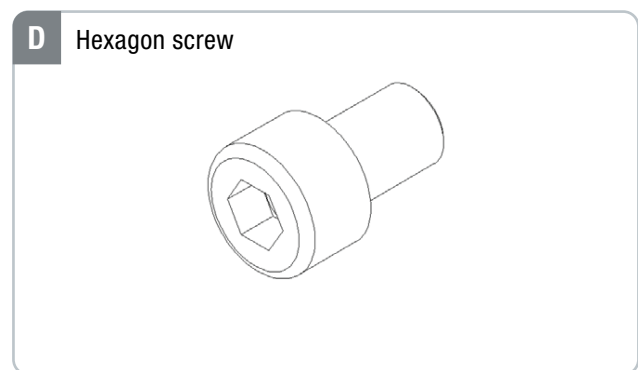
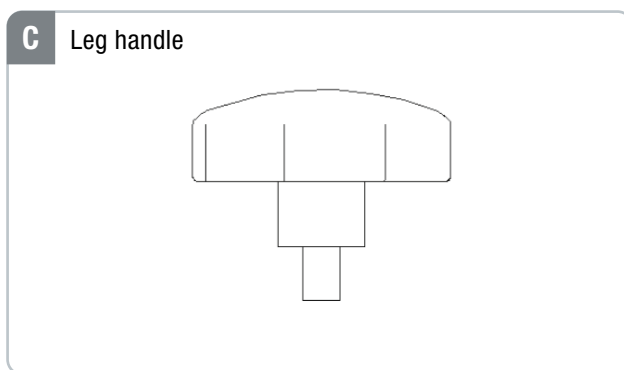

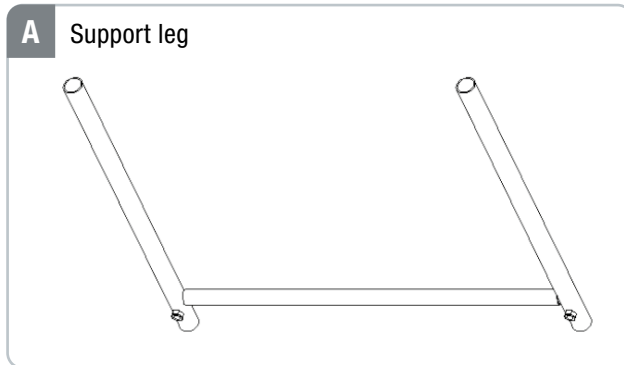
TECHNICAL DATA

Type	Unit	FRB-P5	FRB-S5	FRB-PK7	FRB-SK7
Brand		TecMaschin			
Material rollers		PVC	Steel		ABS
Length retracted (L)	mm	2050		2220	
Length extended (L)	mm	4300		6480	
Total width (WT)	mm		650		
Width (W)	mm		500		
Height (H)	mm		700 – 1000		
Max. load	kg/m		40		



ASSEMBLY

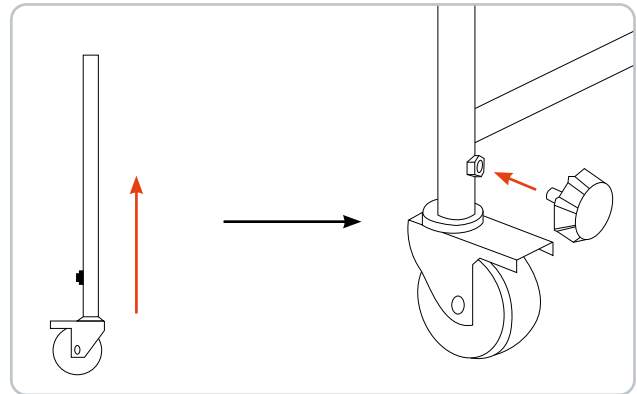
INDIVIDUAL PARTS



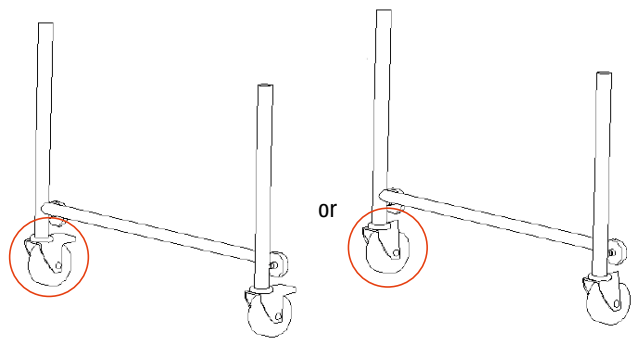
1. Unpack the two boxes and check the parts for completeness.

2. First assemble the legs of the roller conveyor.

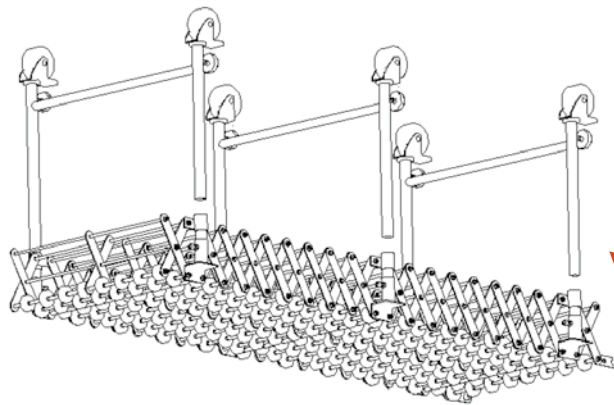
For this you need a support leg, a pair of castors (with or without brake) and two leg handles.



Attention: Each support leg should have two swivel castors of the same type (with or without brake).



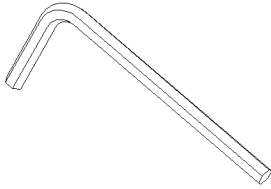
3. Take the roller track out of the box and attach the feet.



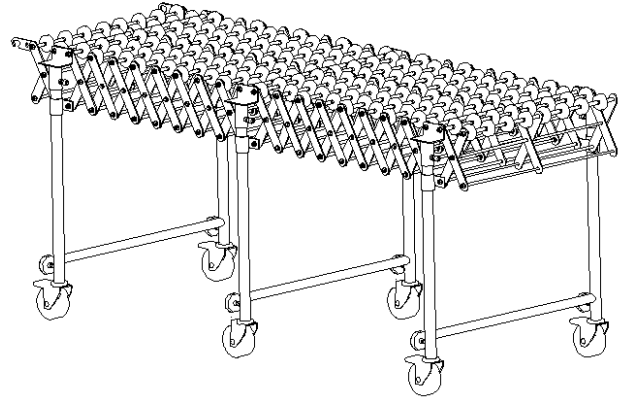
Leg sets with brakes must be mounted on every second leg.

Make sure that the feet at the end of the roller track are equipped with brakes.

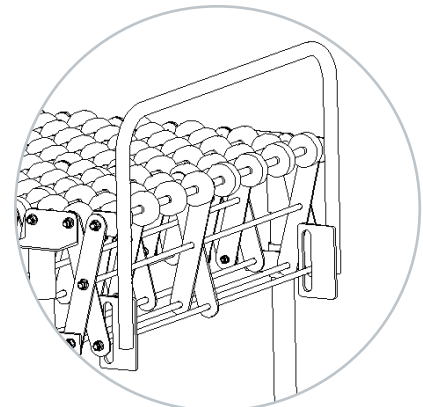
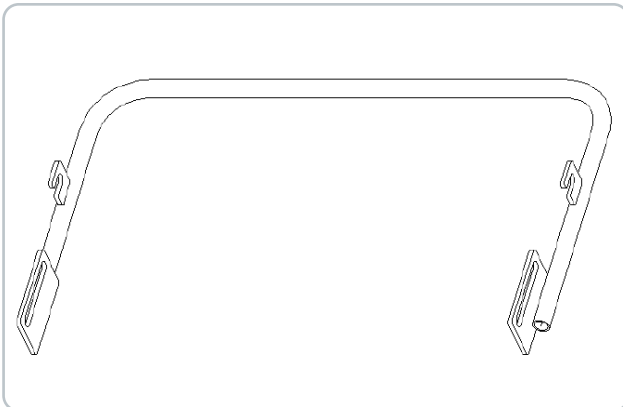
4. Secure the legs with hexagon screws and a hexagonal spanner.



5. Place the roller conveyor on its feet.

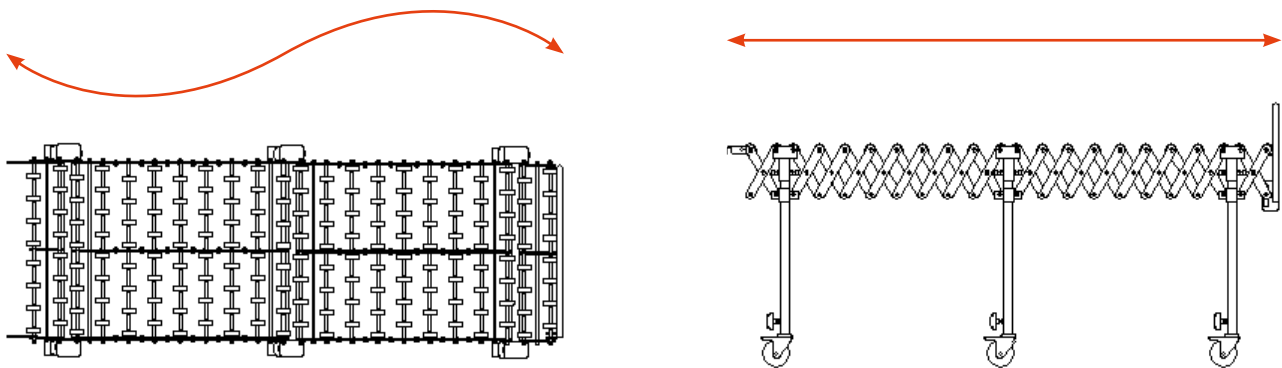


6. Assemble the handrail: first unscrew the nuts on both sides of the lower steel bar; then insert the handrail and finally screw the nuts again to complete the assembly.



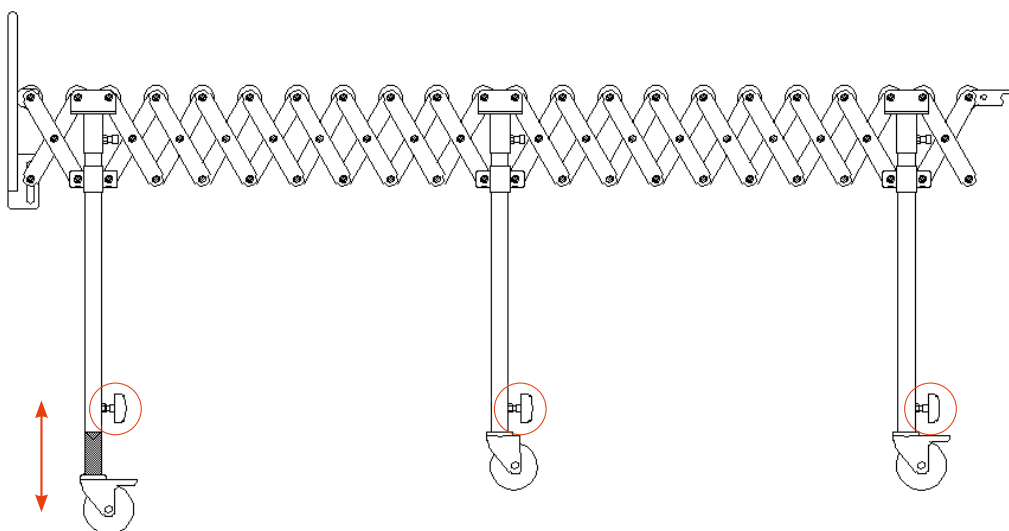
OPERATING INSTRUCTIONS

1. The roller conveyor can be extended, retracted and bent.



2. The height of the roller conveyor can be adjusted, and when transporting goods, it is possible to have an inclined position.

You can adjust the height of the feet individually by adjusting the leg handle.



Attention: Before use, make sure that the handles are well secured.

SERVICE & CONTACT

Contact our product experts and find help and solutions for your product. Here you will find all contact information listed by country and language: www.topregal.co.uk/en/service

Responsible for the content:
TOPREGAL GmbH
Industriestrasse 3
70794 Filderstadt
GERMANY
www.topregal.com

UKCA Declaration of Conformity

The manufacturer

TOPREGAL UK Ltd.
Carlton Drive Crumlin
Gwent NP11 4EA

hereby declares that the following product

Product name:

Tecmaschin
Expandable roller conveyor

Type:

FRB-P5, FRB-S5, FRB-PK7, FRB-SK7

Serial number:

FRB-P5-1000000000-FRB-P5-9999999999
FRB-S5-1000000000-FRB-S5-9999999999
FRB-PK7-1000000000-FRB-PK7-9999999999
FRB-SK7-1000000000-FRB-SK7-9999999999

that the equipment is in conformity with the following relevant UK legislations and applied standards:

2006/42/EC Machinery Directive
2014/30/EU Electromagnetic compatibility (EMC)

EN ISO 12100,
EN 60204-1,
EN 61000-6-2+AC,
EN 61000-6-4+A1,
EN 61000-3-2,
EN 61000-3-3

Name and address of the person who is authorized, compile the technical documentation:

TOPREGAL UK Ltd.
Carlton Drive Crumlin
Gwent NP11 4EA



Place: Crumlin UK
Date: 29.08.2022

Juergen Effner
Chief Executive Officer

TECMASCHIN